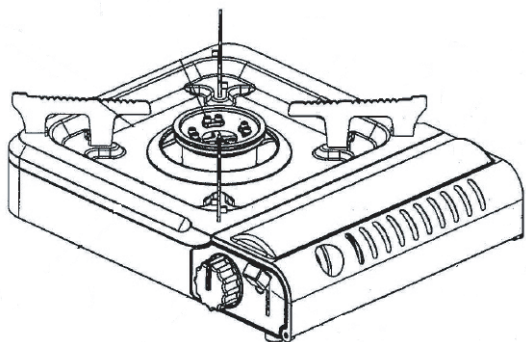


Portable Gas Stove

FIREBOW



Model : FB - 9000

Enjoy safe and happy life
with FIREBOW !!!



OPERATING INSTRUCTIONS :

- Remove stove from storage case and place on a flat, stable surface.
Turn over spill pan so pan supports are right side up.
- Push up the gas cartridge locking lever.
Lift open gas cartridge housing, using the finger hole.
Check that gas seals are in position and in good condition.
- Insert the gas cartridge, carefully aligning the locator tab (fix) (See Fig. 1 and 2 below)
Push the gas cartridge locking lever down. Close cover.
- Ignite burner by turning the control knob counter clockwise to the "ON" position. Continue to rotate and apply pressure until igniter clicks.
Repeat this action until stove ignites.
- If stove fails to ignite, immediately turn control knob clockwise to the "OFF" position. Wait 5 minutes for gas vapors to dissipate, then repeat ignite step.
- Adjust control knob for temperature.
- After use, extinguish the flame by rotating control knob clockwise to the "OFF" position and disengage gas cartridge by sliding the locking lever up to the top of the slide
- "Be sure to stove keep cooled completely"
Please wash with warm soapy water to clean the body of stove and pan supports.
Don't clean burner head with water.




Fig 1




Fig 2

- Do not move stove while in use
Be sure stove is cool before storing

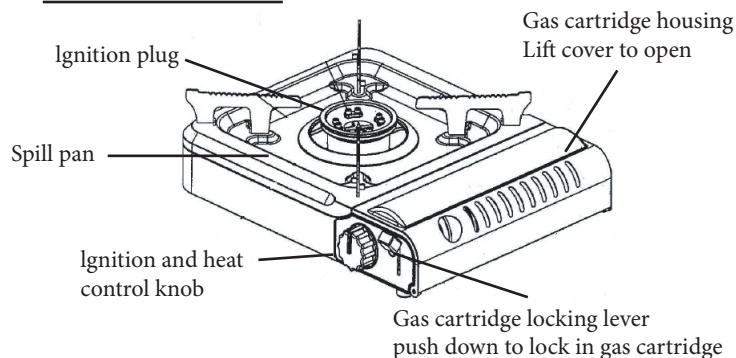
CAUTION !! During use some accessible parts of this stove will become very hot. Keep young children away from the appliance

FIREBOW

USER INSTRUCTIONS

IMPORTANT : Please read these instructions for use carefully to familiarize yourself with the appliance before connecting unit to gas cartridge.
Please keep these instructions for future reference.

Model : FB - 9000



Fuel Type :
LP Butane Gas Cartridge having notch(slot) on the rim of the canister

Use only in well ventilated area away from flammable materials

Never use the appliance in an enclosed space such as a camper, tent, car etc.

FIREBOW

Safety Precautions :

- Check that seals ("O" ring) between appliance and gas container are in place and in good condition before engaging gas cartridge.
- Check alignment of gas cartridge collar notch with locating safety tap.
- Keep away from flammable materials.
- Use only in a well ventilated area
- Use only on a flat horizontal surface protected from wind.
- Not for household use. For use outdoors only.
- Do not use this appliance for purposes other than cooking
- Do not use an appliance which is leaking, damaged or does not operate properly. If there is a leak on your appliance (smell of gas), take it outside immediately into a well ventilated flame free location where the leak may be detected and stopped. If you wish to check for leaks on your appliance, do so outside. To detect leaks use soapy water never a flame.
- Do not use the appliance if seals are damaged or worn.

NOTE : Automatic gas pressure sensor device cuts off the gas flow to extinguish the flame if gas pressure is too high.